

Club Notes:



April 2013

April Showers



The
Opal
Marquess
contains 130
patterns,
including
25panos,
a retail
value of
\$1425

We had a very busy Easter Weekend. It seemed almost a challenge to see which of us could pack the most into our days. Kim and I planned a "sewing day" on Saturday. I was working on a custom quilt on Kim's "Big Red Statler," cutting fabric for a diamond rail quilt, making a valance for Caitlin's kitchen window and answering Sweet Dreams Quilt Studio emails all inbetween. Got one curtain done....made Caitlin do the stitching herself. Didn't have quite enough fabric to make the valance for her sliding glass window, but got it ordered. I finished the custom quilt (blocks were 19", and each one took 20 minutes to stitch out). Only one border, so that was pretty easy. And low and behold, despite the fullness in the blocks, the quilt stayed square and straight! The quilting faeries were watching over me! Now I have about an hour of clipping no-sew threads. Must be time for a chick flick!

Kim spent the day making a bag for Chloe. In February, Kim and I both made bags at a class we took. I gave my bag to Caitlin and vowed to never make another bag....ever! Kim gave her bag to Ka-dee, but since Chloe really liked it, she made one for Chloe.....and vowed to never make another bag....ever! Kim also made adorable fabric carrots for Lucee and Aubree to "feed" to their stuffed Easter Bunnies. And she made them on her domestic sewing machine, rather than the Statler. She probably would have used the Statler if I didn't have it tied up with that huge custom quilt.

Kim set Jordan up with about 300 plastic Easter eggs and enough jelly beans to keep this side of the city in sugar shock for a week. Jordan stuffed all those plastic eggs and ran out of candy before she ran out of eggs. Kim's husband, Dave, scored more jelly beans, so the stuffing continued. This is the first year that neither of my girls colored eggs. Their Daddy really struggled with that....no egg hunt on Sunday morning! I had silver charms for Jordan's bracelet, so Alan put them into a few plastic eggs and left them in a trail for Jordan to find. He said, "Where are the chocolate bunnies?" No chocolate this year!


We had a great Easter Sunday, spent with family. My Mom prepared the meal and we all squeezed into her small home. I got to play with my 3-year-old nephew, Nathan, and we took advantage of the beautiful weather to walk off the pie. It only made it to 61 degrees, but the sun was out and it was a gorgeous day! It was hard to believe that they were calling for a "wintery mix of rain and snow" for today.

Enjoy the patterns this month, and watch out for next month. Kim has several ideas on her drawing board, and I'm pretty excited about them. Her creativity seems to have no end.....just like each of you!

Keep your boots and umbrellas handy and watch for spring flowers!

Janet & Kim

Panos




Pattern: adelynn pano 001

Archive: Opal Marquess




Pattern: ballet pano 001

Archive: Opal Marquess



Pattern: bass guitar pano 001

Archive: Opal Marquess




Pattern: boots and brellas 001

Archive: Opal Marquess



Pattern: boots and brellas 002

Archive: Opal Marquess




Pattern: bubbles everywhere 004

Archive: Opal Marquess



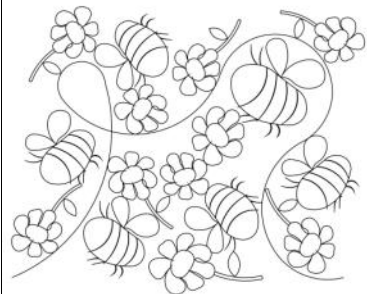
Pattern: canoe and paddle pano sim-

Archive: Opal Marquess



Pattern: cartoon bunnies pano 001

Archive: Opal Marquess




Pattern: cartoon flower bee pano 001

Archive: Opal Marquess



Pattern: dog pano 006

Archive: Opal Marquess



Pattern: fishing pano 003

Archive: Opal Marquess



Pattern: forrest of trees 001

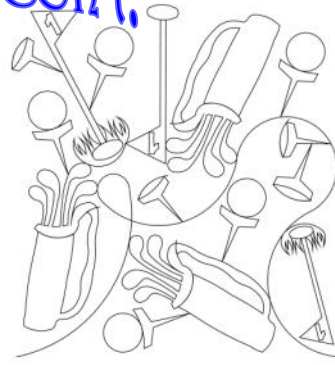
Archive: Opal Marquess

Panos Cont.




Pattern: forrest of trees 002

Archive: Opal Marquess



Pattern: golf pano sq 002

Archive: Opal Marquess




Pattern: jayh pano 001

Archive: Opal Marquess



Pattern: jocelynn ballet pano 001

Archive: Opal Marquess




Pattern: kyms pano 001

Archive: Opal Marquess




Pattern: parasol pano 001

Archive: Opal Marquess




Pattern: penguin toes pano 001

Archive: Opal Marquess




Pattern: pentagon swirl pano 001

Archive: Opal Marquess



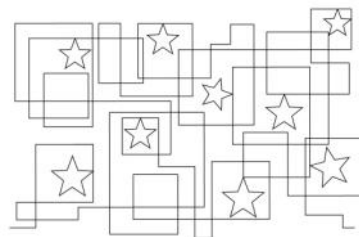
Pattern: safari pano 003

Archive: Opal Marquess



Pattern: space pano 004

Archive: Opal Marquess



Pattern: sqs and stars pano 001

Archive: Opal Marquess



Pattern: surfs up 005 sq

Archive: Opal Marquess


Panos Con't.




The Labyrinth Quilt

Pattern: underwater pano 001

Archive: Opal Marquess



Wild Rose Block



Longarm Tip of the Month


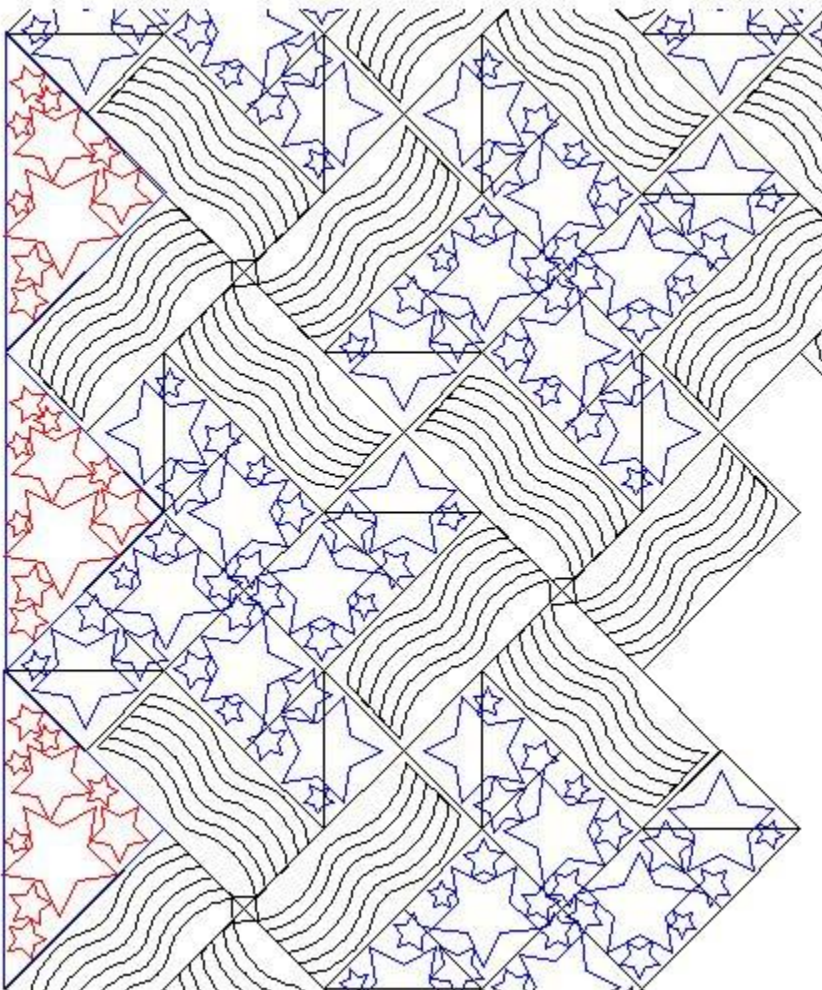
The April Longarm Tip of the Month was submitted by Terry Hanson.

Terry says, “If you baste, use really cheap thread because it breaks easily and is easy to remove from the quilt.”

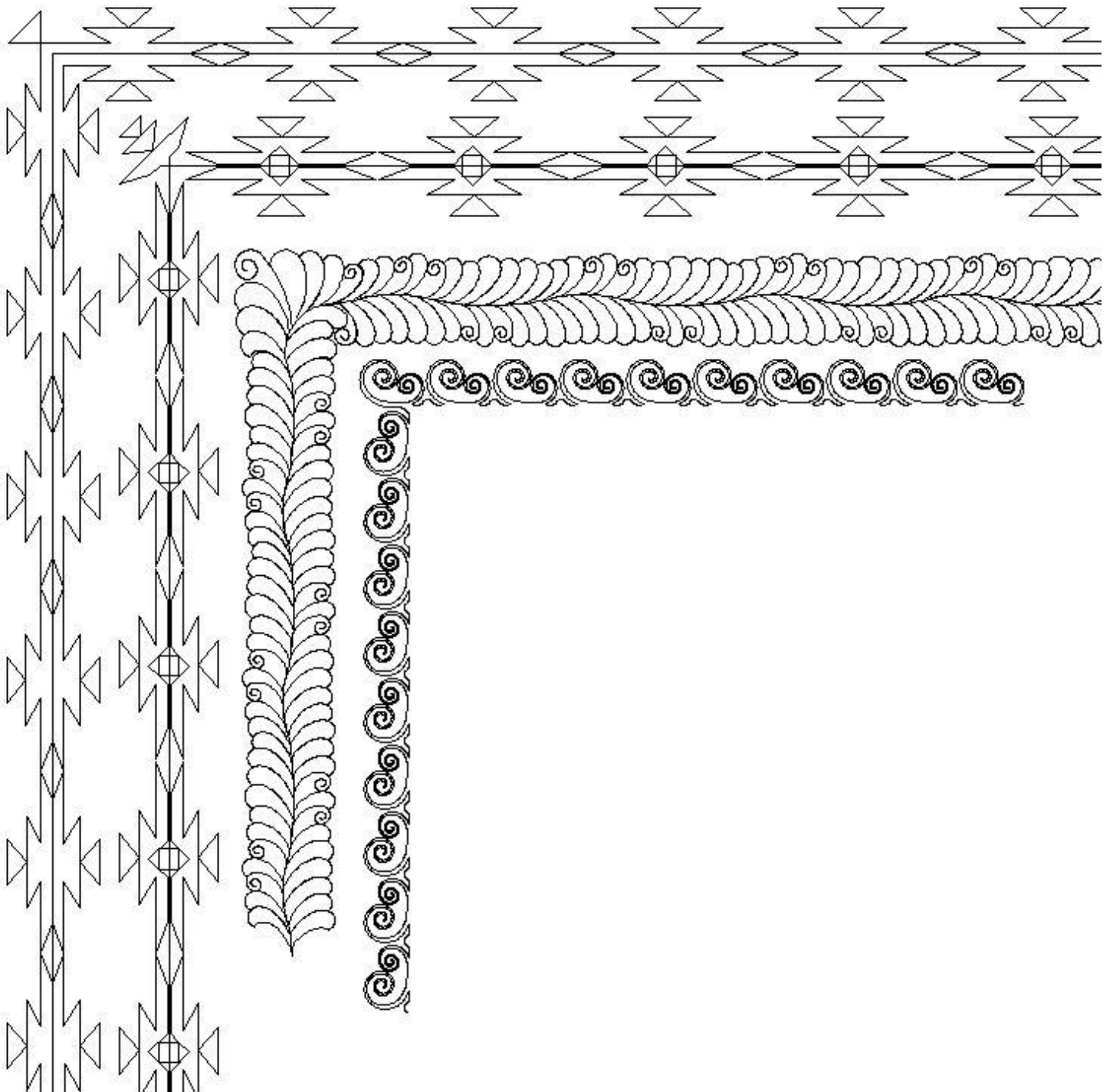
We’d like to hear some of YOUR Longarm tips. Send us an email at sweetdreamsqts@aol.com and type “CJC Longarm Tip” in the Subject line of your email. Don’t be shy!


The New SS Patterns

(Stars and Stripes)



Four New Border and Border Corner Sets






For
the
Modern
Dresdan
Plate
Quilts




New Additions to the Dawn Series




The Farmers Wife Quilt Series


Although these patterns were designed for use on the Farmers Wife quilt, they work very well on any small block.



Flower Diamond Border Sets




The Raspberry Kiss Quilt Patterns



I was so impressed by this layout that I purchased the quilt pattern book and then dragged Kim to a local quilt shop to buy fabric to make the quilt for myself!

This is the book the Raspberry Kiss quilt pattern is from. I think it's out of print, but you can still get it used from Amazon.com and Ebay.



Favorite Longarm Supplies Vendors:

We've had many questions from new longarm quilters about the best places to buy their supplies. So, we thought we'd provide a list of our favorite vendors. This is not an exclusive list...you may already have other vendors who take care of your longarm supply needs...and we're not trying to convert anybody.

Superior Thread: I buy King Tut Thread in the 2000 yard cones, although they have poly thread as well. They sell wholesale only, so you'll need your sales tax certificate to set up an account. They have an amazing selection of thread. They have fabulous customer service and an easy online account set up process. They also ship internationally! <http://www.superiorthreads.com>

Checker Distributing: Wholesale Only.....I have rarely looked in vain for anything quilt related on their site. Shopping for supplies can be addicting! Shipping is charged on large items, but not on items such as pins, needles, thread, books, scissors, or most other notions. They do charge shipping on bolts of fabric, luggage, cutting mats, Ott Lights, etc. <http://www.checkerdist.com>

SouthStar Supply Company: They have scissors, snips & holsters, bobbins, pattern making supplies, rotary cutters, mats, knives, sharpeners, notions, needles, pins, ergonomics, safety, & handling supplies, steamers, machine oil, spot lifters, silicone.....and they are very nice people to work with. <http://www.southstarsupply.com>

Quilter's Dream Batting: I have pretty much stopped purchasing rolls of batting. I find it easier to maintain an accurate inventory of batting, and it stores well. Unlike some packaged batting, I don't find that the QD batting is distorted, and so it doesn't require a trip through my dryer before I can use it. Some of my best friends who also have longarm quilting businesses stock packaged batting as well as batting on a roll. We agree that these people are easy to work with! <http://www.quiltersdreambatting.com>

Quilted Memories: This Hobbs Batting distributor is only a quick phone call away. She ships UPS or Fed Ex. UPS costs a bit more, but since they'll put my packages inside my garage rather than leaving it out on my front porch, I don't mind that extra cost. This lady (Lyn Heilman) makes it happen! When I find myself in a batting crunch, she's there for me! Just gotta love that! (Plus she provided all the classroom batting for the SUGAR 2010 Conference this past summer). <http://www.quiltedmemoriesllc.com>

Virginia Longarm: I buy the dress bag and the 3-sided zipper totes to deliver my quilts to customer. They bring their next quilt to me in their bag. When I arrive at our guild meetings, laden with my purple bags, people say it looks like Christmas. Their quilts stay clean and it adds a little extra class and professionalism to my business. <http://www.virginialongarm.com> or call toll free at 855-566-4276.

| Pattern Type | Size | Name of Existing Pattern for Modification | Name to be included in pattern | Attach good photos of quilt and blocks | Style you're going for. Other patterns you're using in the quilt, etc. |
|--|------|---|--------------------------------|--|--|
| Block #1 | | | | | |
| Block #2 | | | | | |
| Block #3 | | | | | |
| Border & Border Corner #1 | | | | | |
| Border & Border Corner #2 | | | | | |
| Border & Border Corner #3 | | | | | |
| Triangle-Equilateral (all sides equal and all angles are 60 degrees) | | | | | |
| Triangle-Isosceles (two equal sides and two equal angles) | | | | | |
| Triangle-Scalene (no equal sides & no equal angles) | | | | | |
| Sash | | | | | |
| Point-to-Point | | | | | |
| Edge-to-Edge—Directional | | | | | |
| Edge-to-edge-Non Directional | | | | | |
| Edge-to-Edge-Interlocking | | | | | |
| Edge-to-Edge-Squared | | | | | |

Important things to consider and include with your design request:

When you take photos of the quilt and/or quilt block, the camera should be parallel to the quilt (we need a straight on shot). If we have to draft out the block, it helps a lot to capture correct angles.

If you want an existing pattern modified, we need the exact pattern name. (We cannot modify another designer's pattern, so please don't ask us to do that.)

Style you're going for: If you want celtic, but don't tell us and we make floral, no one will be happy.

If you want a name included in the pattern, you need to double check the spelling before you submit the request. If you find out after the pattern has been designed that you requested the pattern with incorrect spelling, your submission of the correct name spelling goes to the end of the drawing list, causing a delay for you.

If your machine has a short throat, please make sure you tell us the largest amount of the fabric your machine has access to quilt. [PLEASE email your design requests \(you can follow up with a phone call, but it helps us to have the email.\)](#)